


Nights spent in hotels, motels, inns and boarding houses

	1991	1992	1993	1994	1995	1996	1997	1998	1999	2000	2001
<i>Thousands</i>											
Number of nights spent, total	11 230.9	11 556.5	11 568.4	11 970.4	12 175.9	12 919.6	12 830.7	13 011.7	12 783.5	13 282.5	13 180.5
Danes	5 267.8	5 378.5	5 655.4	6 038.1	6 291.7	6 687.1	6 605.8	6 927.8	7 008.9	7 203.9	7 222.6
Foreigners	5 963.0	6 178.0	5 913.0	5 932.2	5 884.2	6 232.5	6 225.0	6 084.0	5 774.6	6 078.7	5 958.0
<i>Per cent</i>											
Capacity utilisation											
Beds	36	35	34	35	36	37	38	38	37	37	37
Rooms	48	48	47	49	50	52	52	53	52	53	52

Note: Only covers hotels with at least 40 beds. The figures include holiday centres.  New figures are expected to be published in April 2003.

Nights spent at camping sites

	1991	1992	1993	1994	1995	1996	1997	1998	1999	2000	2001
<i>Thousands</i>											
Number of nights spent, total	11 595.7	13 083.8	11 792.0	11 955.2	12 392.3	11 677.9	12 123.8	11 061.2	11 360.3	10 797.9	10 942.1
Danes	7 650.4	8 155.6	7 687.7	7 721.7	7 943.6	7 559.8	7 877.2	7 297.6	7 592.1	7 312.8	7 563.1
Foreigners	3 945.3	4 928.1	4 104.3	4 233.5	4 448.6	4 118.1	4 246.5	3 763.6	3 768.2	3 485.1	3 379.0

Note: Includes sites with at least 75 camp units.  New figures are expected to be published in April 2003.

Nights spent in youth hostels

	1991	1992	1993	1994	1995	1996	1997	1998	1999	2000	2001
<i>Thousands</i>											
Number of nights spent, total	1 044.7	1 048.3	1 024.0	1 044.6	1 056.7	1 090.7	1 072.1	1 097.3	1 067.6	1 093.7	1 074.1
Danes	521.9	521.2	537.8	575.5	599.9	631.1	625.0	657.3	644.7	649.1	662.9
Foreigners	522.9	527.1	486.1	469.1	456.8	459.5	447.1	440.0	422.9	444.6	411.2


 New figures are expected to be published in February 2003.

Nights spent at marinas with overnight accommodations

	1992	1993	1994	1995	1996	1997	1998	1999	2000	2001
<i>Thousands</i>										
Number of nights spent, total	1 777.9	1 546.7	1 716.4	1 744.4	1 608.3	1 646.4	1 396.5	1 572.2	1 506.8	1 505.8
Danes	837.9	707.6	791.9	787.5	731.2	778.9	632.4	762.8	725.0	745.1
Foreigners	940.0	839.1	924.5	956.9	877.1	867.5	763.9	809.4	781.8	760.6

Note 1: The statistics only cover the period June-August.


Note 2: 1992-1996 calculated on the basis of a sample survey by the Danish Tourist Board of hobby sailors in 1989. 1997-1999 are based on a sample survey for 1996/1997.

 New figures are expected to be published in November 2002.

Nights spent in holiday dwellings rented through agencies

	1990-91	1991-92	1992-93	1993-94	1994-95	1995-96	1996-97	1998	1999	2000	2001
<i>Thousands</i>											
Number of nights spent, total	12 945.7	15 341.3	17 461.2	17 107.3	16 846.9	16 711.3	16 357.5	16 593.1	15 290.2	15 034.2	14 699.1
Danes	1 212.2	1 058.1	1 347.3	1 615.6	1 428.2	1 391.6	1 564.4	1 755.9	1 927.1	1 883.1	2 081.7
Foreigners	11 733.5	14 283.2	16 113.9	15 491.7	15 418.7	15 319.7	14 793.1	14 837.2	13 363.0	13 151.1	12 617.4

Note: The statistics only cover holiday dwellings rented through Danish agents. 1989-90 to 1996-97 cover 4th quarter to 3rd quarter.

 New figures are expected to be published in March 2003.


Holiday-trip frequency, etc. for Danes aged 16 and over

	1990	1992	1994	1996	1997	1998	1999	2000
<i>Per cent</i>								
None	34	33	29	37	38	38	40	40
One	43	43	37	34	36	34	34	33
Two	15	17	20	18	17	18	17	17
Three or more	8	7	14	12	10	10	9	9
<i>Persons in thousands</i>								
Persons with at least one holiday trip	2 760	2 740	2 808	2 737	2 710	2 707	2 624	2 606
Holiday trips, total	4 045	4 037	4 755	4 989 ¹	4 624	4 414	4 213	4 556
In Denmark	1 515	1 622	2 078	1 904	1 631	1 544	1 316	1 406
Abroad	2 531	2 415	2 677	3 085	2 993	2 870	2 897	3 149

Note: The statistics are based on sample surveys. Holiday trips cover trips of at least 5 days, i.e. at least 4 nights spent away from home. The 1995 figures cover persons aged 15 years.

¹ For persons with more than 5 trips, only information about the 5 most important trips has been collected. These trips cover about 98 pct. of all holiday trips.

Source until 1994: Danish Tourist Board.

 New figures are expected to be published in July 2002.