

STATISTICAL YEARBOOK

2010



STATISTICS  
DENMARK

# Statistical Yearbook 2010

# Statistical Yearbook 2010

---

Published by Statistics Denmark  
June 2010  
114th edition

ISBN 978-87-501-1844-2 (internet version)  
ISSN 1601-1058 (internet version)

Statistical Yearbook Internet address: [www.dst.dk/yearbook](http://www.dst.dk/yearbook)

**Editors** Stefan Jul Gunnersen  
Tel.: +45 39 17 31 67. E-mail: [sjg@dst.dk](mailto:sjg@dst.dk)

Margrethe Pihl Bisgaard  
Tel.: +45 39 17 31 62. E-mail: [mpb@dst.dk](mailto:mpb@dst.dk)

Maps to which the National Survey & Cadastre own the copyright  
have been used with the consent of the agency.

Type: Statistics Denmark, Copenhagen  
Only published on the Internet  
Photo: Masterfile/Scanpix

**© Statistics Denmark 2010** No part of this book may be duplicated or circulated without prior written consent from Statistics Denmark in accordance with the current Copyright Act.

Exceptions are quotations; The Statistical Yearbook may be quoted when this edition is indicated as the source in accordance with good practice and to the extent that the purpose requires.

**Enquiries** Statistics Denmark  
Sejrøgade 11  
DK-2100 Copenhagen Ø  
Denmark

Tel.: +45 39 17 39 17  
E-mail: [dst@dst.dk](mailto:dst@dst.dk)  
Internet: [www.dst.dk](http://www.dst.dk)

## Preface

---

The *Statistical Yearbook 2010* is a book about Denmark and the Danish people. The figures show the development of Danish society, and how the conditions of life in Denmark change as society develops.

This has been the case every year since the first edition of the *Statistical Yearbook*, dating back to 1896.

The *Statistical Yearbook* is the most comprehensive of the publications published by Statistics Denmark, and it reflects the majority of the statistics compiled by Statistics Denmark.

Approximately 160 of the specialists working at Statistics Denmark contribute to the yearbook. In addition, the yearbook also includes data compiled by other Danish institutions or authorities.

In this 2010 edition we introduce the new design for Statistical Yearbook. Both the cover and the layout of pages, figures and tables have been renewed. Simultaneously, all tables have been thoroughly reviewed for actuality, among other things, which has led to the omitting of a number of tables.

The printed version of the *Statistical Yearbook* is only available in Danish. However, both the English and Danish versions of the yearbook are accessible, free of charge, in pdf format at [www.dst.dk/yearbook](http://www.dst.dk/yearbook) and [www.dst.dk/aarbog](http://www.dst.dk/aarbog). If there are any subsequent changes to the book, corrections to the page in question will be available on the web sites mentioned.


Historical versions of the *Statistical Yearbook* from 1896 and up to the present day are available in pdf format at [www.dst.dk/aarbogsarkiv](http://www.dst.dk/aarbogsarkiv) and it is possible to search for specific words. A full collection of online yearbooks will gradually be available on the web site. Until 1952, the oldest versions are translated into French, while yearbooks from this year and onwards are translated into English. Since 2000, the *Statistical Yearbook* has been published in a separate English version.



We always welcome any comments or suggestions from our users. Please e-mail your suggestions to [mpb@dst.dk](mailto:mpb@dst.dk) or [sjg@dst.dk](mailto:sjg@dst.dk).



Statistics Denmark, May 2010

Jan Plovsing / Leon Østergaard

# Contents

		Page	Table
	<b>Denmark</b>		
	<b>Geography and climate</b>	10-17	1-6
	Area, nature, meteorological conditions		
	<b>Population and elections</b>	18-64	7-60
	Population, immigrants and their descendants, fertility, mortality, names, family types, elections to the Folketing, elections to regional and municipal councils, European Parliament, referendums, elections to local church councils		
	<b>Education and culture</b>	65-98	61-106
	Institutes of education, students, level of education, education and employment, books, newspapers, radio, TV, cinemas, libraries, museums, theatres, sports		
	<b>Labour market</b>	99-133	107-135
	Employment, commuting, earnings, trade unions, daily cash benefits, unemployment, hours of work, labour market policy measures		
	<b>Social conditions, health and justice</b>	134-189	136-199
	Institutions, expenditure, social assistance to children and young persons, maternity leave, child care, measures for elderly people, health insurance schemes, pension payments, sickness, criminal offences reported, convictions, imprisonment		
	<b>Income consumption and prices</b>	190-223	200-227
	Family and personal incomes, accounts, detailed consumption expenditure, consumption of goods, beverages and tobacco, price trends, sales of real property		
	<b>General economic statistics</b>	224-239	228-239
	Business statistics, industries, accounts statistics, workplaces, aggregate wage and salary costs, research and development		
	<b>Agriculture, forestry and fishing</b>	240-268	240-267
	Farms, production, land use, crop production, livestock, environmental strain, official prices of barley and wheat, accounts statistics, felling, fishing vessels, fisheries		
	<b>Manufacturing industries</b>	269-275	268-270
	Sales, production, exports, economic trends		
	<b>Construction and housing</b>	276-291	271-285
	Building stock, building activity, residential construction, total area, construction cost index, construction employment, housing situation of population, types of dwelling, heating		

		Page	Table
	<b>Services sector and the information society</b>	292-305	286-298
	Retail prices index, journeys, tourism and nights spent in hotels, etc., sales and exports of the services sector, ICT sectors, durable consumer goods, ICT and telephony		
	<b>Transport</b>	306-332	299-323
	Infrastructure, means of transport, transport of passengers and goods, passenger cars, traffic accidents		
	<b>Environment and energy</b>	333-348	324-339
	Pollution, extraction of raw materials, consumption of drinking water, pesticides, environmental taxes, energy balance sheet		
	<b>External trade</b>	349-369	340-348
	Main figures, external trade by country, major imported and exported commodities		
	<b>National accounts and balance of payments</b>	370-400	349-374
	Supply and demand balance, redistribution of income, sector financial accounts, output, employment, consumption, investments, gross domestic product, balance of payments		
	<b>Public finance</b>	401-435	375-404
	Central government finance, assets and liabilities, sector accounts, taxes and duties, expenditure and revenue of general government, subsidies, Danish aid to developing countries		
	<b>The money and capital markets</b>	436-457	405-427
	Money stock, banks and mortgage credit institutions, finance companies, shares, bonds, exchange rates		
 <b>Faroe Islands</b>	<b>Faroe Islands and Greenland</b>	458-464	428
 <b>Greenland</b>	Summary tables of statistics showing the same subjects as those of Danish tables (e.g. area, population, incomes, fishery, construction, housing conditions, national accounts, etc.)		
 <b>International</b>	<b>International Statistics</b>	465-487	429-447
 <b>statistics</b>	Area, population, fertility, mortality, education, unemployment, cultural conditions, employment, output, pollution, prices, infrastructure, gross domestic product, balance of payments		
<b>Annexes</b>	<b>Danish Industrial Classification</b>	488-489	
	<b>Definitions and glossary</b>	490-519	
	<b>Subject index</b>	520-538	

<b>Symbols</b>	»	Repetition.
	-	Nil.
	•	Not applicable.
	0	Less than 0.5 the final digit shown.
	0,0	Less than 0.05 the final digit shown.
	. .	Available information not conclusive or withheld owing to nondisclosure practice.
	. . .	Data not available.
	*	Provisional or estimated figures.
	—	Break in a series, which means that data above the line are not fully comparable with data below the line.
		Refers to a link to StatBank Denmark, where additional figures for the statistics in question are available, excluding figures covering several years. StatBank Denmark also stores information on methodology and contact persons.
		Refers from diagram in text section to table.
	<b>Red writing</b>	Red writing refers to corrections made since the first published version of the Statistical Yearbook.

Due to rounding, the figures given for individual items do not necessarily add up the corresponding totals show.





**Statistical Yearbook** is like the photo above that shows a small part of Copenhagen: A snapshot that reveals much about the Danes and the Danish society. Also, the yearbook describes the life in Denmark over time as regards population statistics, economy, culture, education, consumption etc.



# Denmark



© National Survey and Cadastre