

Work on methodological documentation

Activity 2.1.D (RS)

Friday June 4th 2021



Agenda

- Introduction to methodological documentation in Statistics Denmark
 - Why write a methodological documentation?
 - What is described in a methodological documentation
- Introduction to and implementation of Single Integrated Metadata Structure (SIMS)
- Guided tour of methodological documentation at www.dst.dk
- Practical demo of Statistics Denmark's metadata system Colectica



Why write a methodological documentation



Quality Policy and Code of Practice (CoP)

Statistics Denmark is a professionally independent institution that develops, produces and disseminates statistics about society. Statistics Denmark's policy is to work according to **sound methodology** and appropriate statistical procedures and with impartiality and objectivity while assuring statistical confidentiality. Our aim is to produce statistics that are accurate and reliable, coherent and comparable.

The statistics are defined according to users' needs and released in a timely and punctual manner. **We strive to present the statistics in a clear and understandable form.** In order to realize this, Statistics Denmark's professional independence is specified in law and it is ensured that staff has adequate training and experience to meet current statistical needs.

Statistics Denmark is responsible for official statistics in Denmark and needs to ensure that statistics are internally coherent and comparable; business and administrative sources are used when possible in order to avoid excessive burden on respondents.

Statistics Denmark puts emphasis on good service, efficiency and cost effectiveness to meet increasing domestic and international demands. Statistics Denmark takes part in international cooperation and is fully compliant with the demands of the European Statistical System.

Statistics Denmark works according to well-defined processes and according to plan. Quality indicators and other important factors regarding processes and **outputs are well-defined** and results are checked accordingly. If quality indicators are not satisfactory, changes will be carried out and improvements made on processes and procedures.

The quality system of Statistics Denmark is based on the **15 principles** of the European Statistics Code of Practice (CoP) published by Eurostat:

Institutional environment

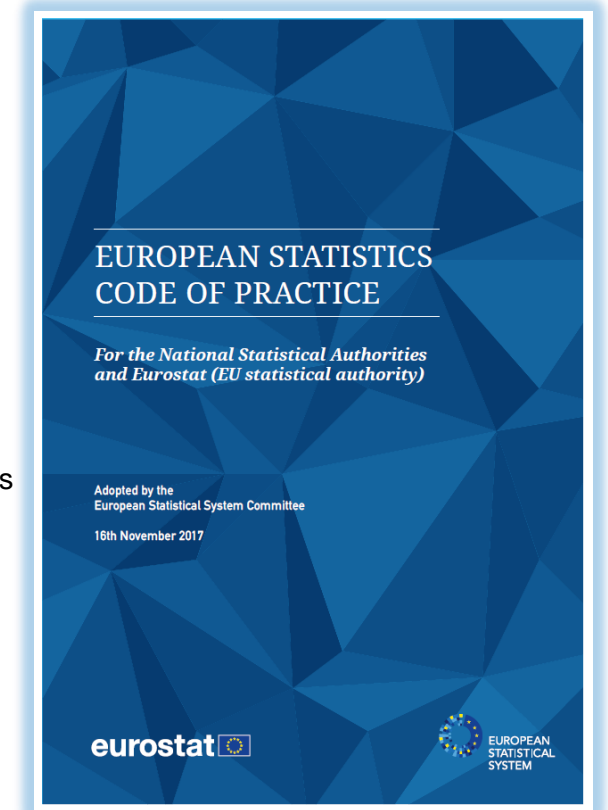
- 1 Professional Independence
- 1bis Coordination and cooperation
- 2 Mandate for Data Collection
- 3 Adequacy of Resources
- 4 Commitment to Quality
- 5 Statistical Confidentiality

Statistical Processes

- 6 Impartiality and Objectivity
- 7 Sound Methodology
- 8 Appropriate Statistical Procedures
- 9 Non-excessive Burden on Respondents
- 10 Cost Effectiveness

Statistical Output

- 11 Relevance
- 12 Accuracy and Reliability
- 13 Timeliness and Punctuality
- 14 Coherence and Comparability
- 15 Accessibility and Clarity



Principle 15 Accessibility and Clarity

European Statistics are presented in a clear and understandable form, released in a suitable and convenient manner, available and accessible on an impartial basis with supporting metadata and guidance.

Indicator

- 15.1** Statistics and the corresponding metadata are presented, and archived, in a form that facilitates proper interpretation and meaningful comparisons.
- 15.2** Dissemination services use modern information and communication technology, methods, platforms and open data standards.
- 15.3** Custom-designed analyses are provided when feasible and the public is informed.
- 15.4** Access to microdata is allowed for research purposes and is subject to specific rules and protocols.
- 15.5** Metadata related to outputs are managed and disseminated by the statistical authority according to the European standards.
- 15.6** Users are kept informed about the methodology of statistical processes including the use and integration of administrative and other data.
- 15.7** Users are kept informed about the quality of statistical output with respect to the quality criteria for European Statistics.



ESS handbook for quality and metadata reports

The general aim of the ESS Handbook for quality and metadata reports is to provide guidelines for the preparation of **producer and user reports for the full range of statistical processes and their outputs** within Member States.

- the term **statistical process** refers to a survey, administrative data process, or macro aggregate compilation conducted by a national statistical authority or by Eurostat
- the term **statistical output** refers to data that are disseminated together with the related services;
- the term metadata refers to descriptions of the statistical process and the concepts underlying its outputs and their quality, more precisely called **reference metadata**;

The ESS handbook for quality and metadata reports provides explicit guidelines for two types of report:

- a producer report, also (more precisely) called a **producer-oriented** report, and (less precisely) a quality report - comprising metadata, especially quality metadata, for use (1) within the NSA to record quality problems and improvements and (2) by Eurostat to review and summarise quality across NSAs;
- a user report, also (more precisely) called a **user-oriented** report, and (less precisely) a metadata report - comprising metadata, including quality metadata, that are intended for users of the statistical outputs, enabling them to assess whether the outputs are appropriate for the purposes they have in mind.




Statistical Products in DST



"The **Statistical Program** is an overview of all statistical products in Statistics Denmark, including a short description of the purpose and content of each product.



"**Statistical Products** are, generally, information dissemination products that are published or otherwise made available for public use that describe, estimate, forecast, or analyze the characteristics of groups, customarily without identifying the persons, organizations, or individual data observations that comprise such groups."
Source: OECD



"The **Methodological documentation** is reference metadata that describes the content of the statistical product, including the tables in the StatBank and how the statistics are produced. In addition, the quality report describes how the statistics are compliant with the quality criteria in the ESS Code of Practice, i.e.; *Relevance, Accuracy and Reliability, Timeliness and Punctuality, Coherence and Comparability, and Accessibility and Clarity*. The quality report is structured according to the international standard for quality reporting Single Integrated Metadata Structure (SIMS)."



2018



2019



2020

"A **Statistical Release** occurs every time new, preliminary or revised figures for a Statistical Product are made available to the public. A statistical release shows – in numbers – something about a phenomenon in a given reference period, typically a month, quarter or year. A statistical release from Statistics Denmark consists of; new or updated figures in one or more tables in the StatBank, an updated quality report and possibly a press release. A statistical release must have a pre-set publication date in the release calendar.

What is described in a methodological documentation



Two types of statistical metadata

Structural metadata

- Used to identify statistical data
- Headlines, variable names, unit of measure, reference time mv.
- Must go together with statistical data
- Impossible to interpret statistics without it

Reference metadata

- Describes content, statistical processing, relevance etc.
- Can be detached from the statistical output
- Quality Reports is a type of reference metadata
- ...so is methodological metadata

Statistics without metadata


Population	
All Denmark	2018Q3
Men	2 881 620
Women	2 908 337
Real estate market value	
One-family houses	2016
Brøndby	2 868 172
Vallensbæk	2 976 785

...with structural metadata

Population	
All Denmark	2018Q3
Men	2 881 620
Women	2 908 337
Unit : number	
Real estate market value	
One-family houses	2016
Brøndby	2 868 172
Vallensbæk	2 976 785
Unit : Average Market value (DKK)	

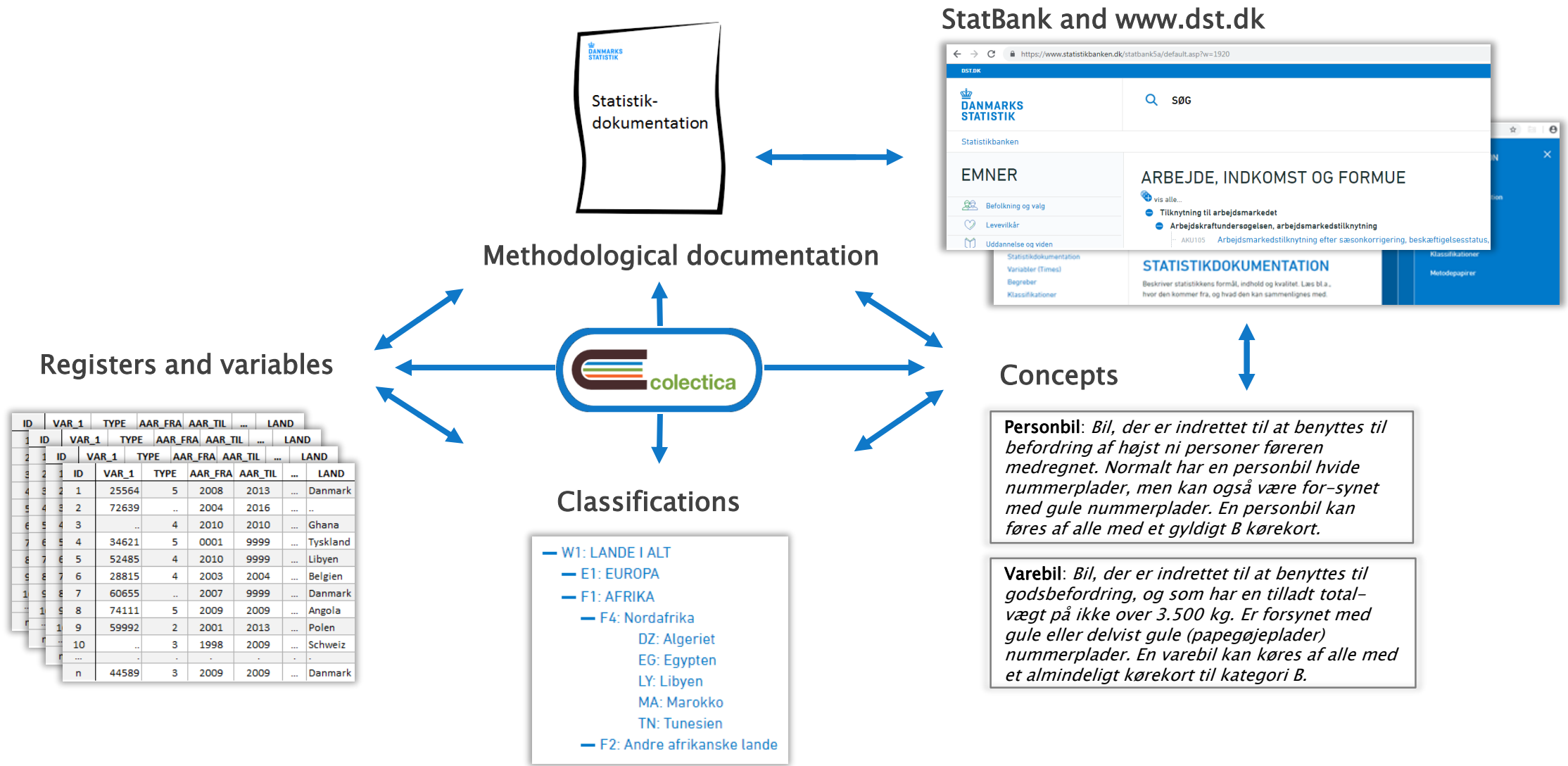
...and reference metadata

Population	
All Denmark	2018Q3
Men	2 881 620
Women	2 908 337
Unit : number	
Real estate market value	
One-family houses	2016
Brøndby	2 868 172
Vallensbæk	2 976 785
Unit : Average Market value (DKK)	



Methodological documentation

Metadata in Statistics Denmark



ID	VAR_1	TYPE	AAR_FRA	AAR_TIL	...	LAND	
1	ID	VAR_1	TYPE	AAR_FRA	AAR_TIL	...	LAND
2	ID	VAR_1	TYPE	AAR_FRA	AAR_TIL	...	LAND
3	1	25564	5	2008	2013	...	Danmark
4	2	72639	..	2004	2016
5	3	..	4	2010	2010	...	Ghana
6	4	34621	5	0001	9999	...	Tyskland
7	5	52485	4	2010	9999	...	Libyen
8	6	28815	4	2003	2004	...	Belgien
9	7	60655	..	2007	9999	...	Danmark
10	8	74111	5	2009	2009	...	Angola
11	9	59992	2	2001	2013	...	Polen
12	10	..	3	1998	2009	...	Schweiz
13
14	n	44589	3	2009	2009	...	Danmark

- W1: LANDE I ALT
- E1: EUROPA
- F1: AFRIKA
 - F4: Nordafrika
 - DZ: Algeriet
 - EG: Egypten
 - LY: Libyen
 - MA: Marokko
 - TN: Tunesien
- F2: Andre afrikanske lande

Personbil: Bil, der er indrettet til at benyttes til befording af højst ni personer føreren medregnet. Normalt har en personbil hvide nummerplader, men kan også være for-synet med gule nummerplader. En personbil kan føres af alle med et gyldigt B kørekort.

Varebil: Bil, der er indrettet til at benyttes til godsbefordring, og som har en tilladt totalvægt på ikke over 3.500 kg. Er forsynet med gule eller delvist gule (papegøjeplader) nummerplader. En varebil kan køres af alle med et almindeligt kørekort til kategori B.

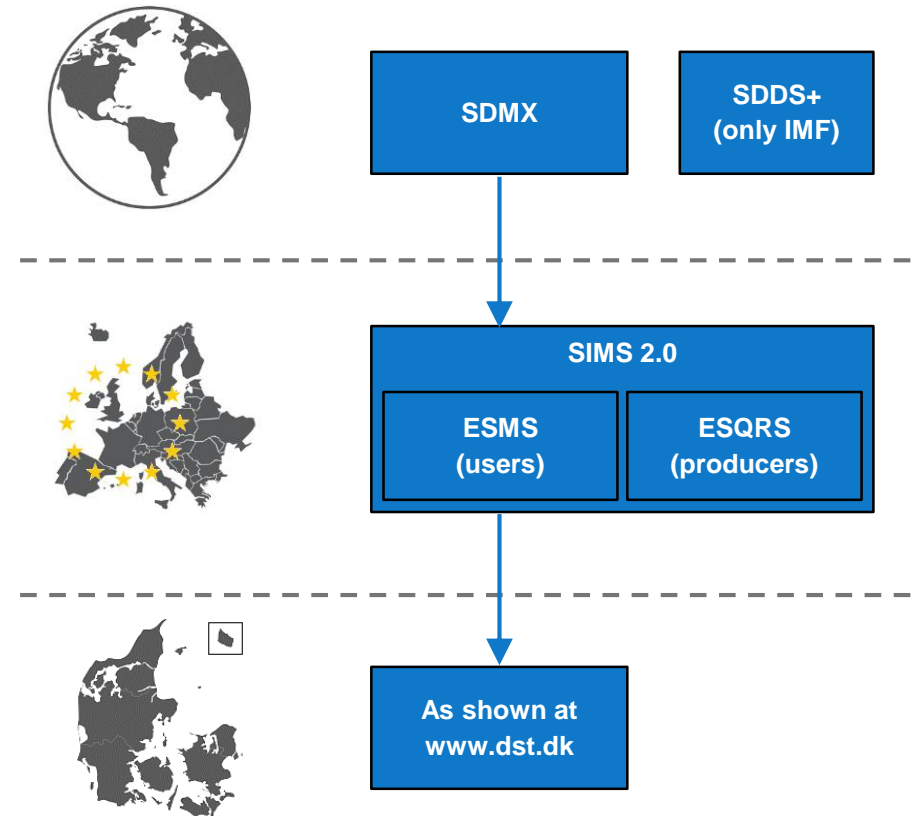
Implementation of Single Integrated Metadata Structure (SIMS)



International standards for quality reporting

- ✓ In Statistics Denmark we use **SIMS**
- ✓ We have translated SIMS to Danish
- ✓ SIMS is denoted in parenthesis, e.g. **4. Relevance (s12)**
- ✓ We 'speak the same language' as Eurostat and other countries
- ✓ English version is uploaded directly in ESS Metadata Handler

SDMX: Statistical Data and Metadata eXchange
SDDS+: Special Data Dissemination Standard
SIMS: Single Integrated Metadata Structure
ESMS: EURO-SDMX Metadata Structure
ESQRS: ESS Quality Reporting Structure



ESMS - Euro-SDMX Metadata Structure

- User-oriented documentation because it contains a “basic level” of information
- However, the main purpose of the ESMS is not to report on data quality but to document the production and output of European statistics for data users.
- Therefore, the ESMS also includes other statistical concepts that are not directly related to quality

Item No	Concept Name	Item No	Concept Name	Item No	Concept Name
1	Contact	7	Confidentiality	14	Timeliness and punctuality
1.1	Contact organisation	7.1	Confidentiality - policy	14.1	Timeliness
1.2	Contact organisation unit	7.2	Confidentiality - data treatment	14.2	Punctuality
1.3	Contact name	8	Release policy	15	Coherence and comparability
1.4	Contact person function	8.1	Release calendar	15.1	Comparability - geographical
1.5	Contact mail address	8.2	Release calendar access	15.2	Comparability - over time
1.6	Contact email address	8.3	User access	15.3	Coherence - cross domain
1.7	Contact phone number	9	Frequency of dissemination	15.4	Coherence - internal
1.8	Contact fax number	10	Accessibility and clarity	16	Cost and burden
2	Metadata update	10.1	News release	17	Data revision
2.1	Metadata last certified	10.2	Publications	17.1	Data revision - policy
2.2	Metadata last posted	10.3	On-line database	17.2	Data revision - practice
2.3	Metadata last update	10.4	Micro-data access	18	Statistical processing
3	Statistical presentation	10.5	Other	18.1	Source data
3.1	Data description	10.6	Documentation on methodology	18.2	Frequency of data collection
3.2	Classification system	10.7	Quality documentation	18.3	Data collection
3.3	Sector coverage	11	Quality management	18.4	Data validation
3.4	Statistical concepts and definitions	11.1	Quality assurance	18.5	Data compilation
3.5	Statistical unit	11.2	Quality assessment	18.6	Adjustment
3.6	Statistical population	12	Relevance	19	Comment
3.7	Reference area	12.1	User needs		
3.8	Time coverage	12.2	User satisfaction		
3.9	Base period	12.3	Completeness		
4	Unit of measure	13	Accuracy and reliability		
5	Reference period	13.1	Overall accuracy		
6	Institutional mandate	13.2	Sampling error		
6.1	Legal acts and other agreements	13.3	Non-sampling error		
6.2	Data sharing				

ESQRS - ESS Standard for Quality Reports

- Producer-oriented documentation because it contains a more detailed level of information
- Focuses more on [quality performance indicators](#) (QPI) in statistical process
- SDMX-compliant and technically implemented as metadata structure definition

Item no	Concept Name	Item no	Concept Name	Item no	Concept Name
1	Contact	6	Accuracy and reliability	9	Accessibility and clarity
1.1	Contact organisation	6.1	Accuracy - overall	9.1	News release
1.2	Contact organisation unit	6.2	Sampling error	9.2	Publications
1.3	Contact name	6.2.1	Sampling error - indicators	9.3	Online database
1.4	Contact person function	6.3	Non-sampling error	9.3.1	Data tables - consultations
1.5	Contact mail address	6.3.1	Coverage error	9.4	Microdata access
1.6	Contact email address	6.3.1.1	Over-coverage - rate	9.5	Other
1.7	Contact phone number	6.3.1.2	Common units - proportion	9.6	Documentation on methodology
1.8	Contact fax number	6.3.2	Measurement error	9.7	Quality documentation
2	Statistical presentation	6.3.3	Non response error	9.7.1	Metadata completeness - rate
2.1	Data description	6.3.3.1	Unit non-response - rate	9.7.2	Metadata - consultations
2.2	Classification system	6.3.3.2	Item non-response - rate	10	Cost and Burden
2.3	Sector coverage	6.3.4	Processing error	11	Confidentiality
2.4	Statistical concepts and definitions	6.3.4.1	Imputation - rate	11.1	Confidentiality - policy
2.5	Statistical unit	6.3.5	Model assumption error	11.2	Confidentiality - data treatment
2.6	Statistical population	6.4	Seasonal adjustment	12	Comment
2.7	Reference area	6.5	Data revision - policy		
2.8	Time coverage	6.6	Data revision - practice		
2.9	Base period	6.6.1	Data revision - average size		
3	Statistical processing	7	Timeliness and punctuality		
3.1	Source data	7.1	Timeliness		
3.2	Frequency of data collection	7.1.1	Time lag - first result		
3.3	Data collection	7.1.2	Time lag - final result		
3.4	Data validation	7.2	Punctuality		
3.5	Data compilation	7.2.1	Punctuality - delivery and publication		
3.6	Adjustment	8	Coherence and comparability		
4	Quality management	8.1	Comparability - geographical		
4.1	Quality assurance	8.1.1	Asymmetry for mirror flow statistics - coefficient		
4.2	Quality assessment	8.2	Comparability - over time		
5	Relevance	8.2.1	Length of comparable time series		
5.1	User Needs	8.3	Coherence - cross domain		
5.2	User Satisfaction	8.4	Coherence - sub annual and annual statistics		
5.3	Completeness	8.5	Coherence - National Accounts		
5.3.1	Data completeness - rate	8.6	Coherence - internal		

SIMS – Single Integrated Metadata Structure

EURO-SDMX Metadata Structure		Single Integrated Metadata Structure		ESS Standard for Quality Reports Structure	
5	Reference period	S.5	Reference period		
6	Institutional mandate	S.6	Institutional mandate		
6.1	Legal acts and other agreements	S.6.1	Legal acts and other agreements		
6.2	Data sharing	S.6.2	Data sharing		
7	Confidentiality	S.7	Confidentiality	11	Confidentiality
7.1	Confidentiality - policy	S.7.1	Confidentiality - policy	11.1	Confidentiality – policy
7.2	Confidentiality - data treatment	S.7.2	Confidentiality - data treatment	11.2	Confidentiality – data treatment
8	Release policy	S.8	Release policy		
8.1	Release calendar	S.8.1	Release calendar		
8.2	Release calendar access	S.8.2	Release calendar access		
8.3	User access	S.8.3	User access		
9	Frequency of dissemination	S.9	Frequency of dissemination		
10	Accessibility and clarity	S.10	Accessibility and clarity	9	Accessibility and clarity
10.1	News release	S.10.1	News release	9.1	News release
10.2	Publications	S.10.2	Publications	9.2	Publication
10.3	On-line database	S.10.3	On-line database	9.3	On-line database
		S.10.3.1	AC1. Data tables - consultations	9.3.1	Data tables - consultations
10.4	Micro-data access	S.10.4	Micro-data access	9.4	Micro-data access
10.5	Other	S.10.5	Other	9.5	Other
		S.10.5.1	AC 2. Metadata - consultations	9.7.2	Metadata - consultations
10.6	Documentation on methodology	S.10.6	Documentation on methodology	9.6	Documentation on methodology
		S.10.6.1	AC 3. Metadata completeness - rate	9.7.1	Metadata completeness – rate
10.7	Quality documentation	S.10.7	Quality documentation	9.7	Quality documentation
11	Quality management	S.11	Quality management	4	Quality management
11.1	Quality assurance	S.11.1	Quality assurance	4.1	Quality assurance
11.2	Quality assessment	S.11.2	Quality assessment	4.2	Quality assessment
12	Relevance	S.12	Relevance	5	Relevance
12.1	User needs	S.12.1	User needs	5.1	User needs
12.2	User satisfaction	S.12.2	User satisfaction	5.2	User satisfaction
12.3	Completeness	S.12.3	Completeness and R1. Data completeness - rate for U	5.3	Completeness
		S.12.3.1	R1. Data completeness - rate for P	5.3.1	Data completeness - rate

Quality and performance indicators (QPI)

- As a general rule, it is recommended that both, producer- and user-oriented quality reports contain as many Quality and Performance Indicators (QPIs) of the standard ESS list as possible.
- The list and description of the 16 standard [ESS Quality Performance Indicators](#) is published on the website of Eurostat

R1. Data completeness - rate

A1. Sampling error - indicators

A2. Over-coverage - rate

A3. Common units - proportion

A4. Unit non-response - rate

A5. Item non-response - rate

A6. Data revision - average size

A7. Imputation - rate

TP1. Time lag - first results

TP2. Time lag - final results

TP3. Punctuality - delivery and publication

CC1. Asymmetry for mirror flows statistics - coefficient

CC2. Length of comparable time series

AC1. Data tables – consultations

AC2. Metadata - consultations

AC3. Metadata completeness - rate

Relevance

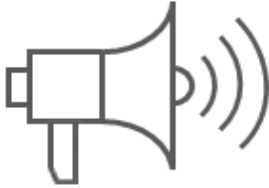



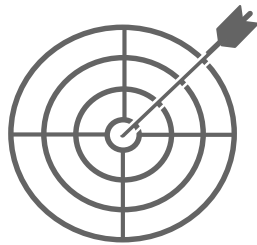



Accuracy and reliability

Timeliness and punctuality

Comparability and coherence

Accessibility and clarity

Methodological documentation content

<p>Introduction</p> 	<p>Statistical presentation</p> 	<p>Statistical processing</p> 	<p>Relevance</p> 
<p>Accuracy and reliability</p> 	<p>Timeliness and punctuality</p> 	<p>Comparability</p> 	<p>Accessibility and clarity</p> 

Methodological documentation and CoP

Introduction	Statistical presentation	Statistical processing	Relevance PRINCIPLE 11 Relevance
Accuracy and reliability PRINCIPLE 12 Accuracy and Reliability	Timeliness and punctuality PRINCIPLE 13 Timeliness and Punctuality	Comparability PRINCIPLE 14 Coherence and Comparability	Accessibility and clarity PRINCIPLE 15 Accessibility and Clarity


Guided tour of methodological documentation in Statistics Denmark




Practical demo of Statistics Denmark's metadata system Colectica



Thank you for your attention



**STATISTICS
DENMARK**



Rasmus Anker Kristiansen
Senior Adviser

Quality and Metadata
e-mail: rkr@dst.dk
phone: +45 3917 3532

